

PHASE DETECTOR 3129-10 & 3129

Field Measuring Instruments



3129-10:
CAT IV 600V
CAT III 1000V

Non-Metallic Clips Ensure Absolute Safety



**No Metal
Exposure**




Save Time

Increase Productivity



**Measure wires up to
40mm in diameter**



**3129-10 Clip
ACTUAL SIZE**



ISO 9001
JMI-0216



ISO14001
JQA-E-90091



www.hioki.com

Hioki company overview, new products, environmental considerations and other information are available on our website.



The Best Features -

Only from HIOKI

Safest in Its Class

CAT IV 600V
CAT III 1000V



3129-10: CAT IV 600V/CAT III 1000V
Anticipated Transient Overvoltage of 8000V

3129: CAT III 600V
Anticipated Transient Overvoltage of 6000V

Extra-large Clips

Wide AC70V to 1000V Range




Clamp thick conductors from 10mm to 40mm


Conveniently caters to virtually all wiring environments

Quick and Easy

Testing with Clear Audio and Visual Indication



Based on the electrostatic induction theory, the 3129 series Phase Detectors can safely and accurately detect phase sequence in three-phase circuits. Correct sequence is indicated by a crystal clear beeping tune, while bright red LEDs show sequence direction.



Thick wires can be clamped easily between the 6 marks for proper detection.

Proper electrical testing requires that all three phases be clamped.

4 magnets on the rear panel



Improved Efficiency!



Specifications

	3129-10 for Thick Conductors	3129 for Thin Conductors
Functions	Phase detection (positive and negative)	
Voltage Detection Method	Electrostatic induction method	
Clamp Diameter (insulated wiring)	10 to 40mm	2.4 to 17mm
Voltage Range	3-phase 70 to 1000V AC (continuous sine wave)	3-phase 70 to 600V AC (continuous sine wave)
Frequency Range	45Hz to 66Hz	
Safety	CATIII 1000V, CAT IV 600V (Anticipated Transient Overvoltage of 8000V)	CAT III 600V (Anticipated Transient Overvoltage of 6000V)
Phase Indication	Positive: 4 LEDs lit in clockwise order and 3 short beeps Negative: 4 LEDs lit in counterclockwise order and one continuous beep	
Battery Check Function	Ready: ON lamp lights / Battery low: ON lamp blinks	
Power Supply	Two "AA" (R6P) size batteries; rated voltage: 3.0V DC; maximum rated power: 300mVA; continuous use: approx. 70 hours (standby)	
Dimensions	70W x 75H x 30D mm (2.76"W x 2.95"H x 1.18"D); Cord length: 0.7m (25.76")	
Mass (incl. batteries)	240g (8.5 oz)	200g (7.1 oz)
Usage Environment	Indoors, altitude up to 2000m Operating temperature: 0 to 40°C (32 to 104°F), max. 80% rh (no condensation) Storage Temperature: -20 to 60°C (-4 to 140°F), max. 80% rh (no condensation)	
Accessories	Carrying case, wrist strap, R6P batteries x 2, spiral tube	

HIOKI

HIOKI E. E. CORPORATION

HEAD OFFICE :

81 Koizumi, Ueda, Nagano, 386-1192, Japan
TEL +81-268-28-0562 / FAX +81-268-28-0568
E-mail: os-com@hioki.co.jp

HIOKI USA CORPORATION :

6 Corporate Drive, Cranbury, NJ 08512 USA
TEL +1-609-409-9109 / FAX +1-609-409-9108
E-mail: hioki@hiokiusa.com

HIOKI (Shanghai) Sales & Trading Co., Ltd. :

1608-1610 Shanghai Times Square Office, 93 Huai Hai Zhong Road, Shanghai, P.R.China POSTCODE: 200021
TEL +86-21-6391-0090/0092 FAX +86-21-6391-0360
E-mail: info-sh@hioki.com.cn

Beijing Office :

A-2602 Freetown, 58 Dong San Huan Nan Road Beijing, P.R.China POSTCODE: 100022
TEL +86-10-5867-4080/4081 FAX +86-10-5867-4090
E-mail: info-bj@hioki.com.cn

Guangzhou Office :

Room A-3206, Victory Plaza Services Center, No.103, Tiyyu Road, Guangzhou, P.R.China POSTCODE: 510620
TEL +86-20-38392673/2676 FAX +86-20-38392679
E-mail: info-gz@hioki.com.cn

DISTRIBUTED BY