

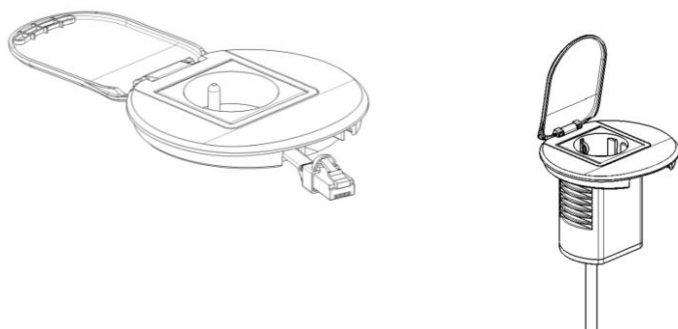
Desk Grommet

Number(s) : 0 540 50 to 52, 0 540 55 to 58, 0 540 60 to 63,
0 540 65 to 67, 0 540 70 to 73, 0 540 75, 0 540 80 to 82,
0 540 85 to 88, 0 540 90 to 92, 0 540 95 to 98.

CONTENTS

PAGES

1.Range	1 to 3
2.Installation	4 to 9
3.Technical characteristics	10
4.Material characteristics	10

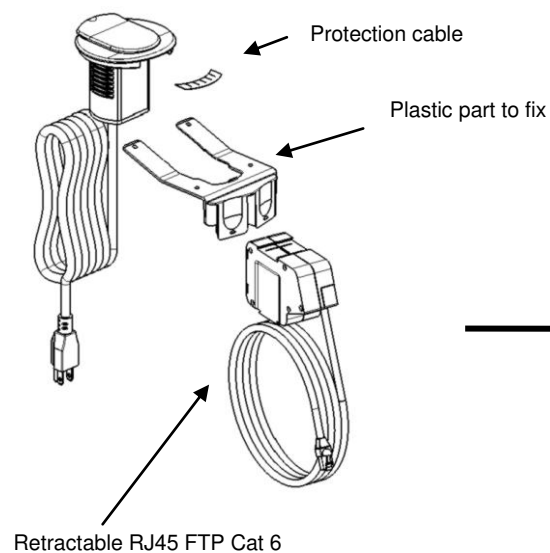


1 RANGE.

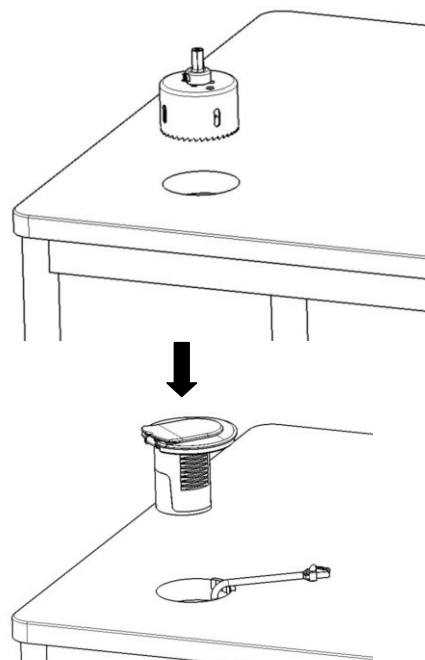
The Desk Grommets offers :

- a compact and integrated solution for the users of laptop and cellphone.
- a solution which integrates access to high/low currents and cellphone charger.
- a reliable, durable solution with optimal safety (conform to standard CEI 60884, IK07)
- 3 finishes available :
 - wiring devices and plastic parts in white RAL 9003
 - wiring devices and plastic parts in black color and cover plate in metallised.
 - wiring devices in black color and plastic parts in black color RAL 9017

Detail of products : equipped with cable



Installation :



Compatibility high/low currents :








	High current	Low current
Furniture/office	Yes	Compatible Cat 6

- Pack by 1

Desk Grommet

Number(s) : 0 540 50 to 52, 0 540 55 to 58, 0 540 60 to 63,
0 540 65 to 67, 0 540 70 to 73, 0 540 75, 0 540 80 to 82,
0 540 85 to 88, 0 540 90 to 92, 0 540 95 to 98.

1. RANGE (continued)





Desk Grommet	References Franco/Belge	References Schuko	References British standard	Description: Equipped power & data desk grommets
	0 540 50	0 540 80	0 540 90	1 Power socket 2P+E Power cord with 2P+E plug (length 2m) White RAL 9003 finishing plate & mechanism
	0 540 51	0 540 81	0 540 91	1 Power socket 2P+E Power cord with 2P+E plug (length 2m) Black RAL 9017 finishing plate & mechanism
	0 540 52	0 540 82	0 540 92	1 Power socket 2P+E Power cord with 2P+E plug (length 2m) Stainless steel finishing plate and Black RAL 9017 mechanism
	0 540 55	0 540 85	0 540 95	1 Power socket 2P+E 1 USB phone charger output 5V, 1100mA Power cord with 2P+E plug (length 2m) White RAL 9003 finishing plate & mechanism
	0 540 56	0 540 86	0 540 96	1 Power socket 2P+E 1 USB phone charger output 5V, 1100mA Power cord with 2P+E plug (length 2m) Black RAL 9017 finishing plate & mechanism
	0 540 57	0 540 87	0 540 97	1 Power socket 2P+E 1 USB phone charger output 5V, 1100mA Power cord with 2P+E plug (length 2m) Stainless steel finishing plate and Black RAL 9017 mechanism
	0 540 58	0 540 88	0 540 98	1 Power socket 2P+E 1 USB phone charger output 5V, 1100mA 1 RJ45 cat.6 FTP(ref 0 540 58)/UTP(ref 0 540 88/98) retractable cord (can be extended up to 1.35m max) Power cord with 2P+E plug (length 2m) Data cable cat. 6 FTP(ref 0 540 58)/UTP(ref 0 540 88/98)plug (length 2m) White RAL 9003 finishing plate & mechanism

Desk Grommet





Number(s) : 0 540 50 to 52, 0 540 55 to 58, 0 540 60 to 63,
0 540 65 to 67, 0 540 70 to 73, 0 540 75, 0 540 80 to 82,
0 540 85 to 88, 0 540 90 to 92, 0 540 95 to 98.


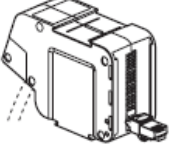
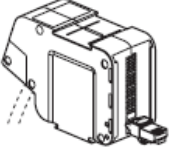
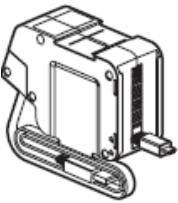
1. RANGE (continued)

Empty power & data desk grommets (shall be associated with a cover plate)

References	Description	Product
0 540 70	For one 2P+E socket white RAL 9003	
0 540 71	For one 2P+E socket Black RAL 9017	
0 540 72	For one 2P+E socket and USB phone charger white RAL 9003	
0 540 73	For one 2P+E socket and USB phone charger Black RAL 9017	

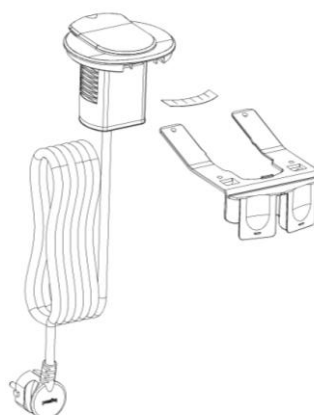
Finishing plates for empty power & data desk grommets

References	Description	Product
0 540 60	Finishing plate white RAL 9003	
0 540 61	Finishing plate white RAL 9003 For cat.6A data networks (note: fitted to 80mm diameter for data cable)	
0 540 62	Finishing plate Black RAL 9017	
0 540 63	Finishing plate stainless steel	

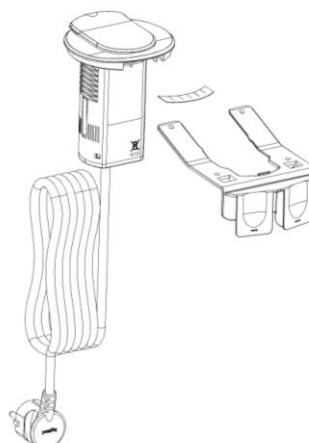
References	Description	Product
0 540 75	Drill (for cutting holes diam 80)	
0 540 65	Pre-wired modules Equipped with : - RJ 45 FTP Cat6 retractable cord on the user side (length 1.35m) - 1xRJ 45 socket	
0 540 66	Pre-wired modules Equipped with : - RJ 45 UTP Cat6 retractable cord on the user side (length 1.35m) - 1xRJ 45 socket	
0 540 67	Pre-wired modules Equipped with : - retractable cord with micro USB connector on the user side (length 1m) - cable with USB connector (length 0.5m)	

1. RANGE (continued)

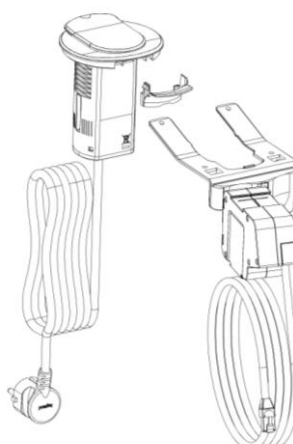
Desk Grommet with 2P+E socket :



Desk Grommet with 2P+E socket & USB phone charger



Desk Grommet with 2P+E socket, USB phone charger & RJ 45 retractable cord :



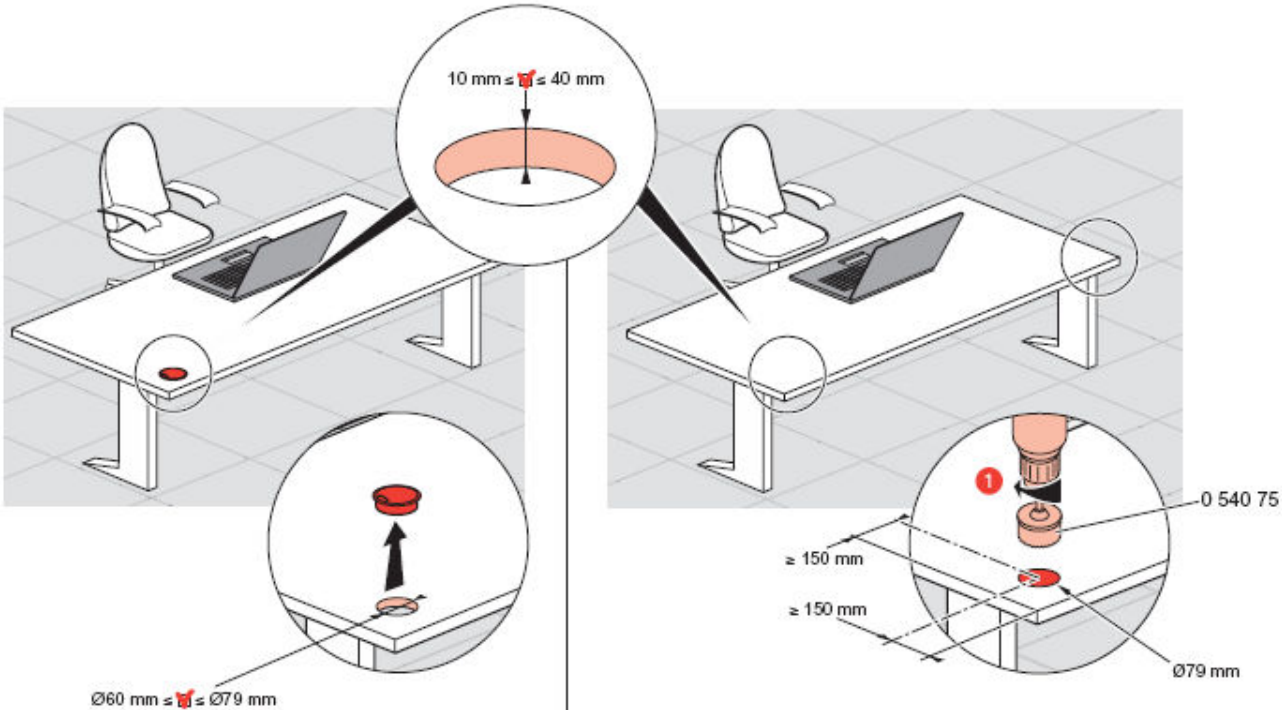
Desk Grommet

**Number(s) : 0 540 50 to 52, 0 540 55 to 58, 0 540 60 to 63,
0 540 65 to 67, 0 540 70 to 73, 0 540 75, 0 540 80 to 82,
0 540 85 to 88, 0 540 90 to 92, 0 540 95 to 98.**

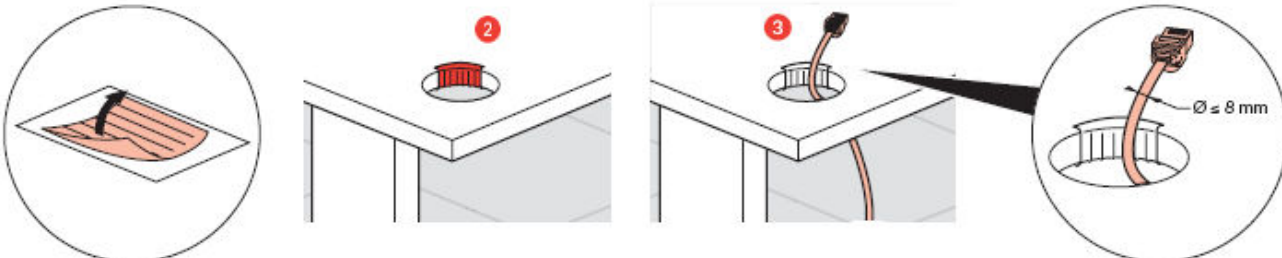
2 INSTALLATION.

On the desk :

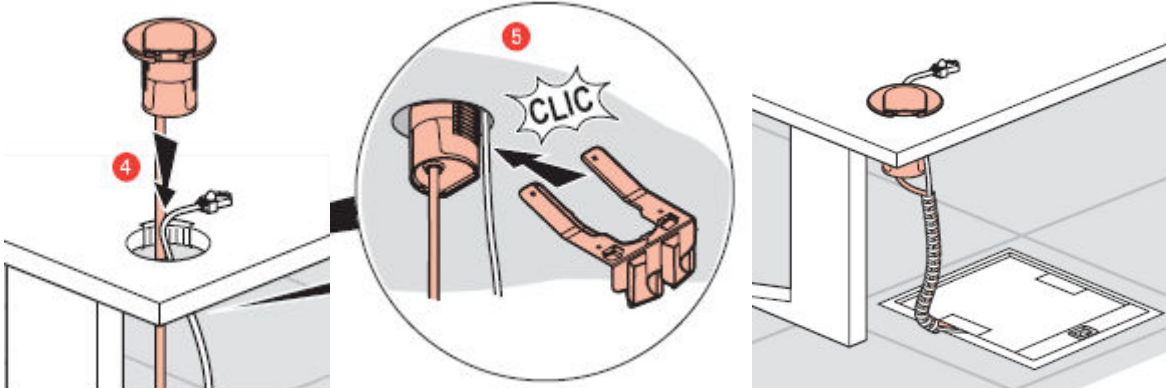
Installation in the angle on furniture, to fix the Desk Grommet, thickness of table between 10 and 40mm



Installation of cable protection



Put the Desk Grommet, clip under the plastic part to fix it on the Desk



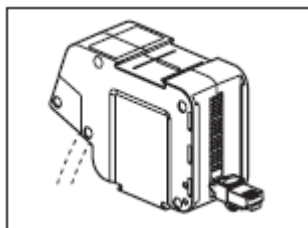
Possibility to use one cable worm to guide cables between Desk Grommet and floor boxes

Desk Grommet

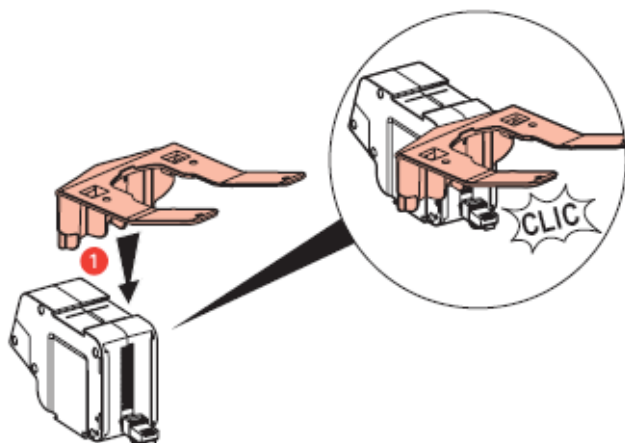
Number(s) : 0 540 50 to 52, 0 540 55 to 58, 0 540 60 to 63,
0 540 65 to 67, 0 540 70 to 73, 0 540 75, 0 540 80 to 82,
0 540 85 to 88, 0 540 90 to 92, 0 540 95 to 98.

2 INSTALLATION (continued)

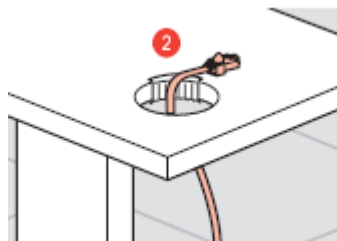
Installation of retractable RJ45 FTP Cat 6



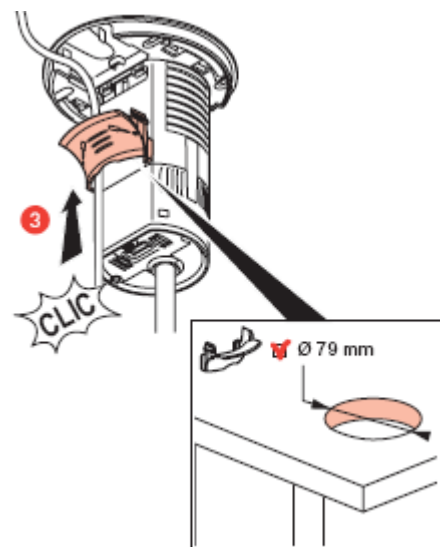
Clip the retractable module on the plastic part



Install the cable

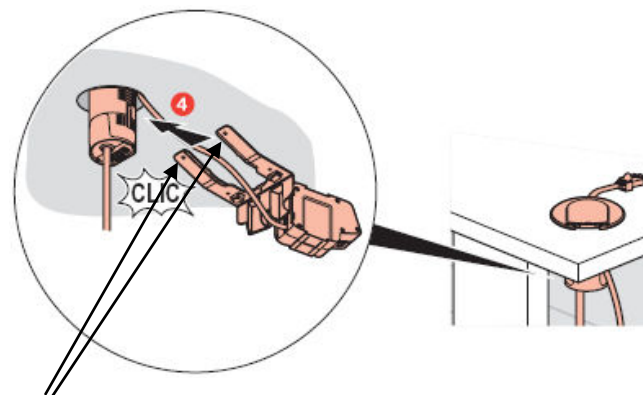


Put the cable between the desk grommet and the cable protection



2 INSTALLATION (continued)

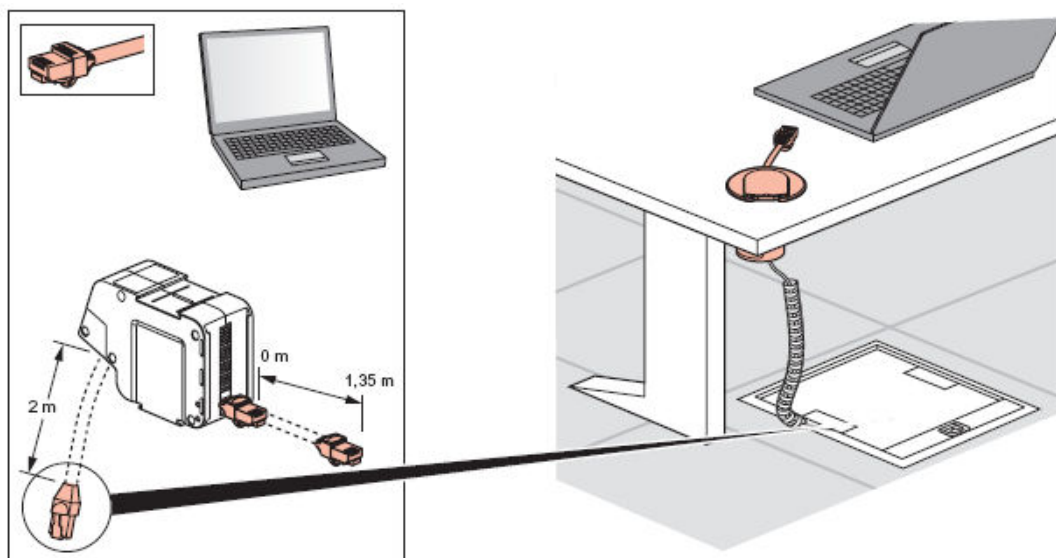
Installation of retractable RJ45 FTP Cat 6



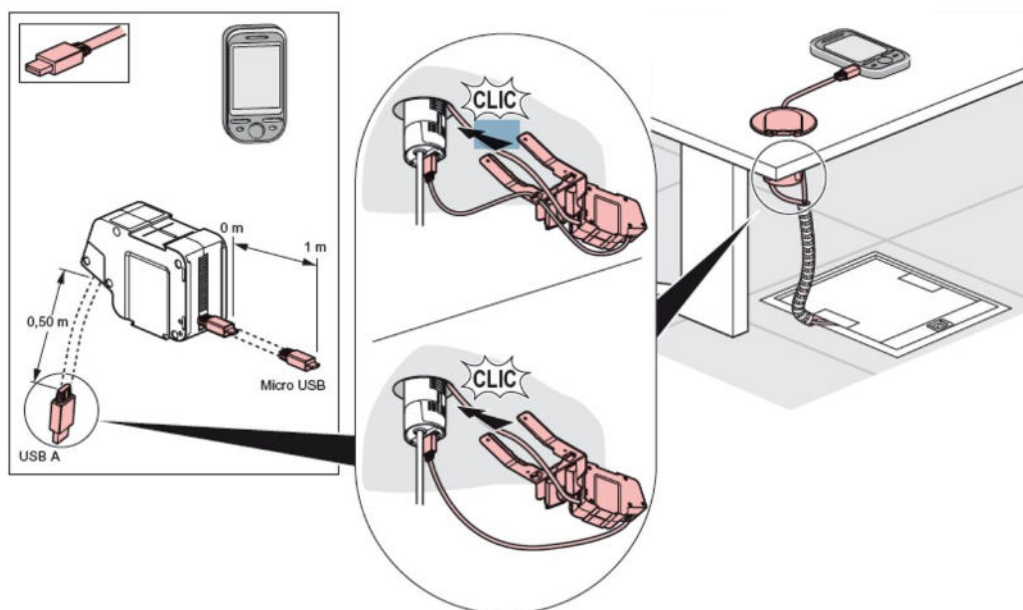
Note : you can install screws to avoid the stealing.

2 INSTALLATION (continued)

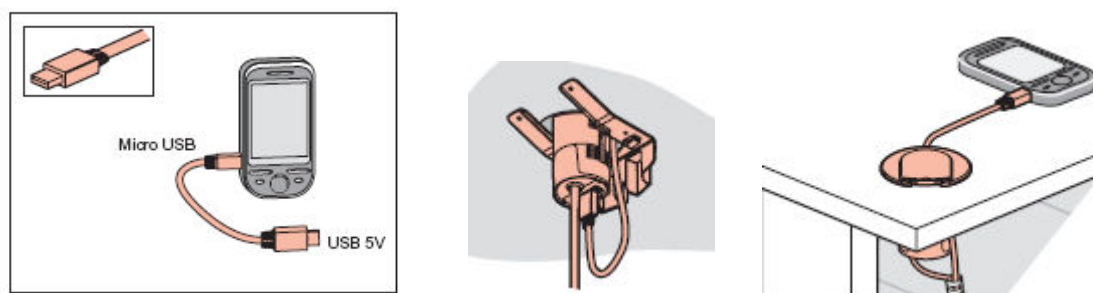
Installation with PC



Installation with cellphone with retractable module USB/micro-USB



Installation with cellphone without retractable module USB/micro-USB



Desk Grommet

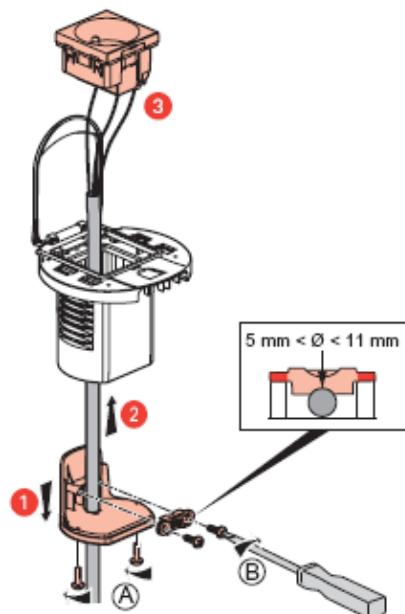
Number(s) : 0 540 50 to 52, 0 540 55 to 58, 0 540 60 to 63,
0 540 65 to 67, 0 540 70 to 73, 0 540 75, 0 540 80 to 82,
0 540 85 to 88, 0 540 90 to 92, 0 540 95 to 98.

2 INSTALLATION (continued)

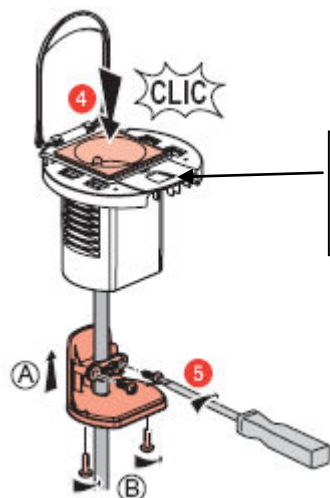
Desk Grommet empty:

Wiring devices on empty Desk Grommet :

Attention, connecting the socket to cable (before clipping) after, put the support clamp

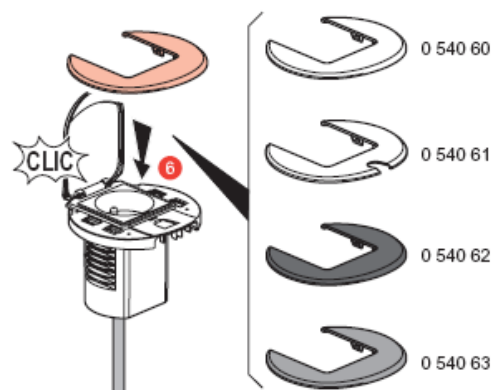


Screw the bottom under Desk Grommet



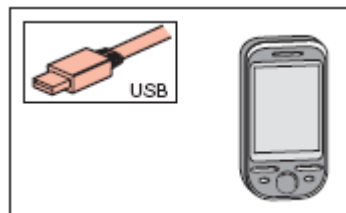
Note : if you use cover plate
ref 0 540 61, you must cut
the plastic part to allow the
passage of the cable

Clip the cover plate

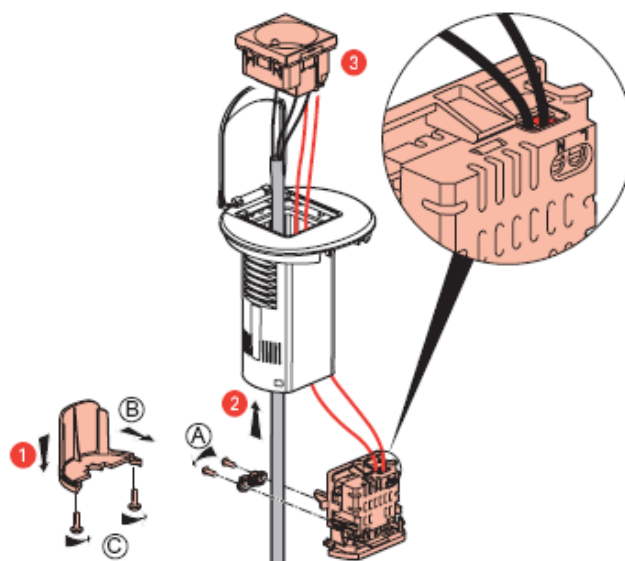


2 INSTALLATION (continued)

Desk Grommet with USB charger:



To connect the cable and USB module to the socket (before clipping) after, put the support clamp and screw the bottom under.



Clip the cover plate

Desk Grommet

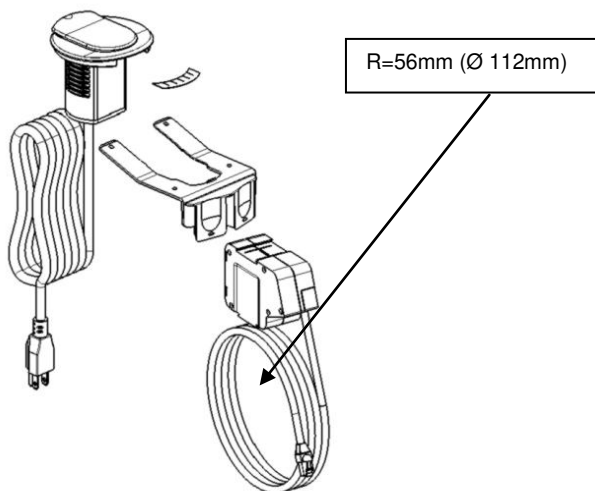
Number(s) : 0 540 50 to 52, 0 540 55 to 58, 0 540 60 to 63,
0 540 65 to 67, 0 540 70 to 73, 0 540 75, 0 540 80 to 82,
0 540 85 to 88, 0 540 90 to 92, 0 540 95 to 98.

2 INSTALLATION (continued)

Positioning of VDI cables under the desk :

To respect the bend radius for VDI cables, it is necessary to fix the cables by respecting the bend radius higher than 56mm (curve of the cable at the exit on the retractable).

Bend radius max = 8×7 (diameter of cable)



If delivered with extension cable :

For French/Belgium standard:

HO5 VVF 3G 1.5 mm² or 3G 2.5 mm²

Type of cord : high current in length of 2meters HO5 VVF 3G 1.5 mm²

Type of plugs : Side outlet 2P+E black
Italian standard = straight outlet plug

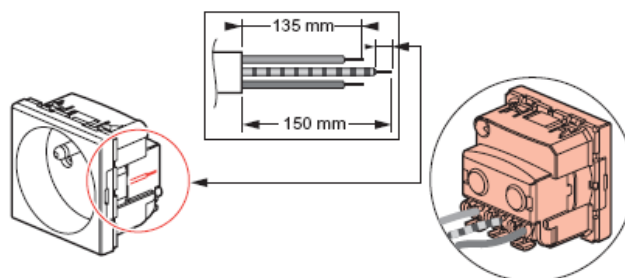
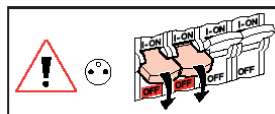
If not delivered with extension cable :

Possibility to fit :

HO5 VVF 3G 1.5 mm² or 3G 2.5 mm²

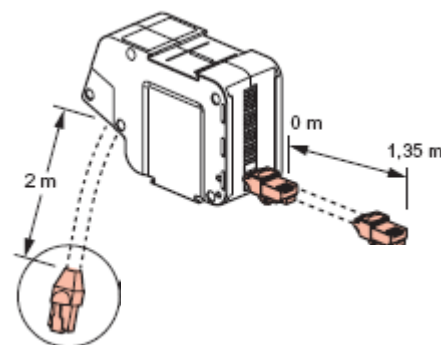
2 INSTALLATION (continued)

Note : to cable :



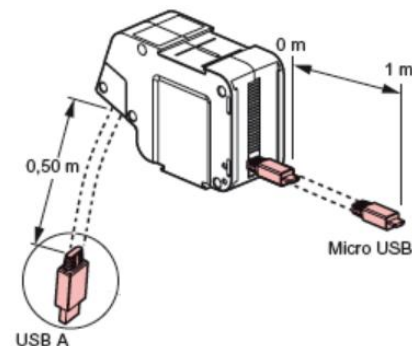
16A-250 VA, 3680W at 230V per circuit

Note for retractable RJ45 FTP or UTP Cat 6



Cable 1.7x8mm in length of 1.35m

Note for retractable USB



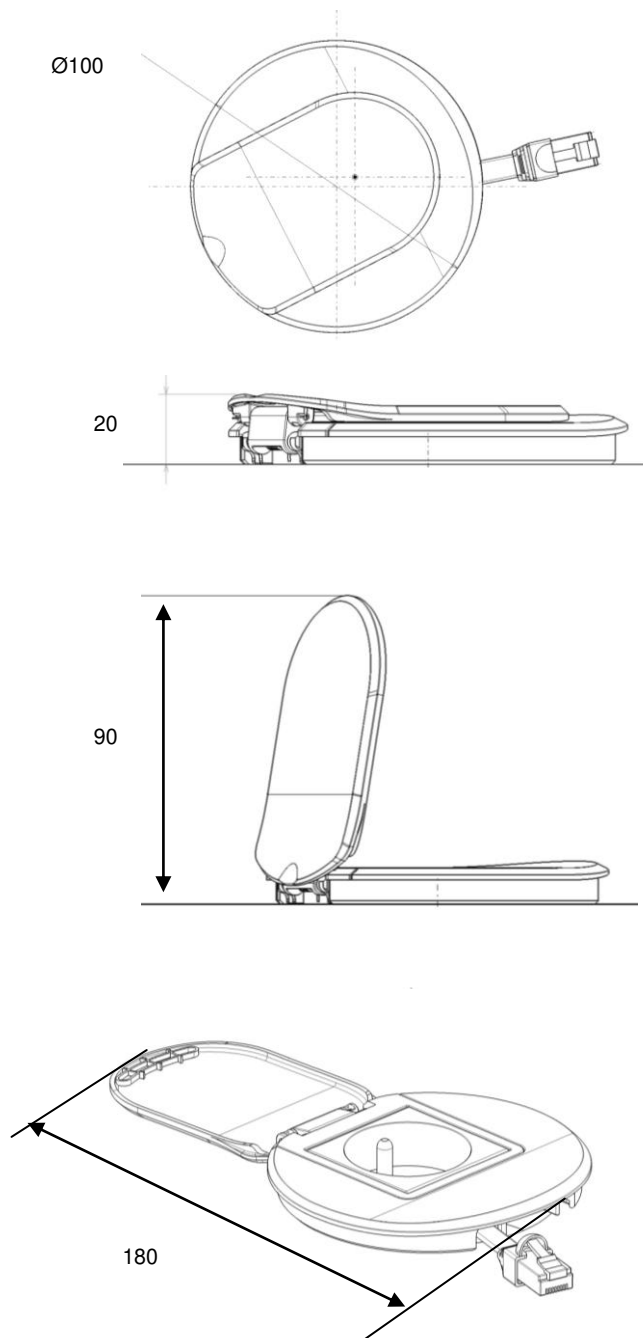
Cable 1.7x8mm in length of. 1m + plug USB micro B

Desk Grommet

Number(s) : 0 540 50 to 52, 0 540 55 to 58, 0 540 60 to 63,
0 540 65 to 67, 0 540 70 to 73, 0 540 75, 0 540 80 to 82,
0 540 85 to 88, 0 540 90 to 92, 0 540 95 to 98.

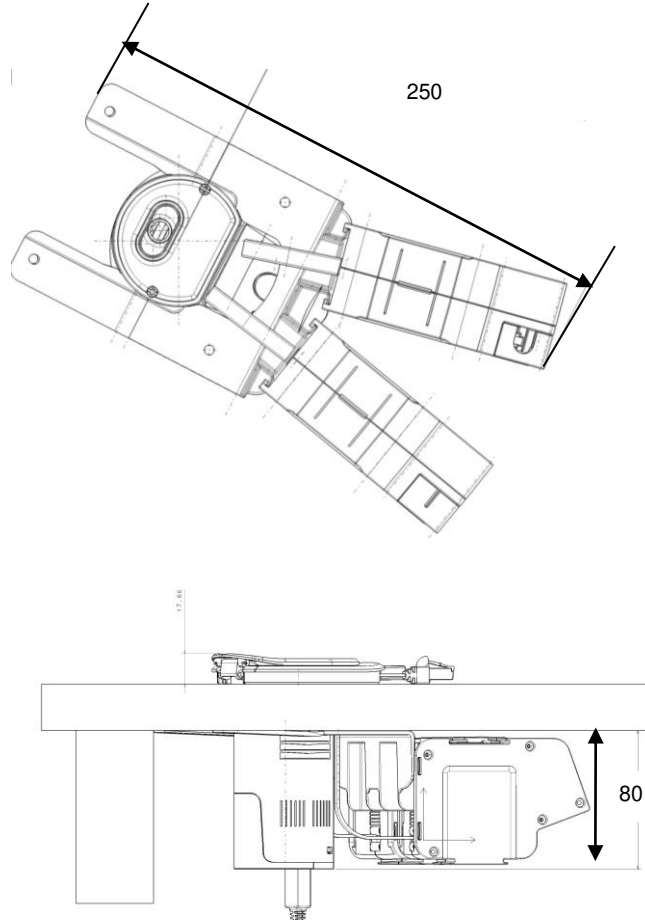
2 INSTALLATION (continued)

Dimensions (in mm) :



2 INSTALLATION (continued)

Dimensions (in mm) :



3 TECHNICAL CHARACTERISTICS.

Classification for Desk Grommet standard IEC 60884-1 :

7.1.1 Classification according to the degree of protection against access to hazardous parts and against harmful effects due to the ingress of solid foreign objects.	IP2X
7.1.2 Classification according to the degree of protection against harmful effects due to the ingress of water	IPX0
7.1.3 Classification according to the provision for earthing	- Accessories with earthing contact
7.1.4 Classification according to the method of connecting the cable	- Rewirable accessories
7.1.5 Classification according to the type of terminals	- Accessories with screw-type terminals - Accessories with screwless terminals for rigid and flexible conductors
7.2.1 Classification according to the degree of protection against electric shock	- Socket-outlets with increased protection
7.2.2 Classification according to the existence of shutters	- Socket-outlets with shutters
7.2.3 Classification according to the method of application/mounting of the socket-outlet	- flush type, - portable type, - table type,
7.2.4 Classification according to the method of installation	- fixed socket-outlets where the cover or cover-plate cannot be removed without displacement of the conductors (type B).
7.2.5 Classification according to the intended use	- socket-outlets for circuits where a single earthing circuit provides protective earthing for connected equipment and exposed conductive parts of the socket-outlet, if any.

Installation :

In the furniture (on the desk)

Cleaning :

The exterior should only be cleaned using a damp cloth (to avoid the contact with the active parts)
Not to use grittings

4 MATERIAL CHARACTERISTICS.

Desk Grommet in ABS, non-flame propagating.